

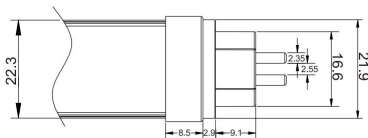
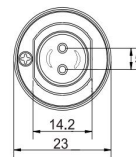
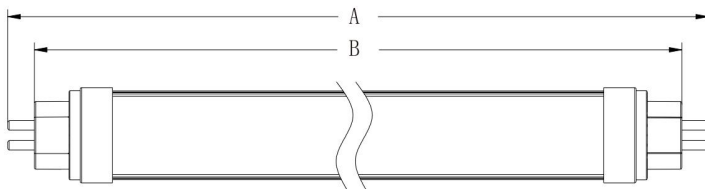
T5 LED Tube Series

Performance parameters

- Luminance Efficacy :Frosted Cover : 150LM/W
Clear Cover: 155LM/W
- LED Type: 2835 LED Epistar
- Input Volatage: AC100-240V 50/60Hz
- CCT: 2400-7000K
- CRI: >80
- PF: >0.9
- Angle: >120°
- Lifespan: 50000H
- Driver Type: Internal Driver
- Working Temperature: -20-50
- Pretty and elegant appearance.
- Directly install on the existing T5 fixture
- G5 fixed or rotating end cap is available.
- OEM service available.Laser print customer LOGO and customer exclusive label.
- Mainly used in factory,supermarket,carpark,hospital and school.



Drawing of Products



	2feet	3feet	4feet	5feet
	548 Dimension	848 Dimension	1148 Dimension	1448 Dimension
A:	562	862	1162	1462
B:	548	848	1148	1448

Drawing of Products

Model	Power	Size mm	LED Qty	Lumen	Angle	Packing Size
T5-P02-9W	9W	563*Φ22	96pcs	1080lm	120	72*25*25cm/10.3KG/56pcs
T5-P02-14W	14W	863*Φ22	152pcs	1680lm	120	102*25*25cm/12.6KG/56pcs
T5-P02-18W	18W	1163*Φ22	208pcs	2160lm	120	132*25*25cm/15KG/56pcs
T5-P02-20W	20W	1163*Φ22	208pcs	2400lm	120	132*25*25cm/15KG/56pcs
T5-P02-22W	22W	1163*Φ22	208pcs	2640lm	120	132*25*25cm/15KG/56pcs
T5-P02-24W	24W	1463*Φ22	288pcs	2880lm	120	165*25*25cm/19.5KG/56pcs
T5-P02-30W	30W	1463*Φ22	288pcs	3600lm	120	165*25*25cm/19.5KG/56pcs